

Company/Headquarters: _____
(As it will appear in the CRA Membership Directory)

Name of Contact Person: _____ Web Address: _____

Email Address (Published): _____ E-Mail Address (CRA Use Only): _____

Mailing Address _____

Shipping Address: _____

City: _____ County: _____ State: _____ Zip: _____

Phone: (_____) _____ Toll Free: (_____) _____ Fax: (_____) _____

VOTING MEMBERS: Firms which are domiciled in the western states and are regularly engaged in some phase of the rental industry

Regular Member: Total Corporate Volume including Branches

_____ Under \$1,000,000 per annum (Headquarters Only No Branches)	\$395.00	
_____ \$1,000,000 to \$2,999,999 (Headquarters + up to 3 Branches included)	\$445.00	
_____ \$3,000,000 to \$5,999,999 (Headquarters + up to 6 Branches included)	\$595.00	
_____ OVER \$6,000,000 (Headquarters + up to 9 Branches included).	\$785.00	\$ _____

Please list branch information on page 2

NON-VOTING MEMBERS:

Associate Member: Suppliers to the rental industry \$375.00 \$ _____

Member at Large: Rental firms domiciled outside the western states \$250.00 \$ _____

International Member: Any rental firm not within the United States, Canada or Mexico \$250.00 \$ _____

***Branch Members:** For branches not included in Regular membership
Headquarters must be a voting member
____ x BRANCH FEE \$ 25.00 \$ _____

Please list branch information on page 2

***Individual Member:** Only home address accepted \$ 95.00 \$ _____

INITIATION FEE: All new members, except Branch or Individual, are required to pay a one-time initiation fee to help offset the cost of set-up and the initial services and materials \$ 50.00

**Branch and Individual members may receive the same initial services and materials as regular members by paying the initiation fee.*

TOTAL SUBMITTED WITH APPLICATION: \$ _____
(Remember your signature on page 2)

Contributions or gifts to the California Rental Association are not deductible as charitable contributions for Federal income tax purposes. Dues may be deductible under provisions of the Internal Revenue Code, subject to restrictions imposed as a result of association lobbying activities. CRA estimates that the nondeductible portion of your 2011-12 dues (the portion which is allocable to lobbying) is 30%.

**QUESTIONS? PLEASE CALL (800) 272-7400 OR (916) 922-4222
FAX (916) 922-4242 OR EMAIL: info@CalRental.org**

Regular Member - Equipment Categories

The following equipment categories will be used for our directory as well as for customer referral. Circle all that apply.

- | | | | |
|---------------------------------|---------------------------------|---------------------------|------------------------|
| A. Disaster Equipment | H. Light Construction Equipment | O. Computers | V. Special Event Props |
| B. Generators | I. Homeowner Equipment | P. Medical - Sickroom | W. Tables and Chairs |
| C. Traffic Control | J. Lawn and Garden | Q. Audio Visual Equipment | X. Tents |
| D. Forklifts | K. Utility Trailers - Local | R. Recreation | Y. Wedding Accessories |
| E. Scaffolding | L. Utility Trailers - One Way | S. Party Equipment | Z. Other _____ |
| F. High Reach Equipment | M. Trucks - Local | T. Catering | |
| G. Heavy Construction Equipment | N. Trucks - One Way | U. Party Supplies | |

Associate Member - Equipment Categories

The following equipment categories will be used for customer referral. Circle all that apply.

- | | | | |
|--------------------------|--|----------------------------------|--------------------|
| AA. Disaster Equipment | II. Trailers - Tow Dollies - Moving Supplies | PP. Automotive Tools | XX. Special Events |
| BB. Generators | JJ. Trucks | QQ. Floor Care | YY. Tents |
| CC. Traffic Control | KK. Concrete Equipment | RR. Lawn and Garden Equipment | ZZ. Other _____ |
| DD. High Reach Equipment | LL. Painting Equipment | SS. Light Construction Equipment | |
| EE. Pumps | MM. Trenchers | TT. Power Tools | |
| FF. Air Compressors | NN. Heavy Construction Equipment | UU. Computer - Audio Visual | |
| GG. Scaffold - Ladder | OO. Homeowner Tools | VV. Services | |
| HH. Tractors | | WW. Party Equipment Supplies | |

Branch Memberships

CRA's branch memberships is not only designed to keep your branches informed of industry related news and events, but also as a referral for customers looking for rental centers. You can choose to have them receive everything you receive as a Regular Member, just email Alert and meeting notices or simply listed for customer referrals.

BRANCH 1 to receive:	<input type="checkbox"/> Same info as Headquarters	<input type="checkbox"/> Email Alerts/Notices	<input type="checkbox"/> Referral Listing
Company Name: _____	Contact Person: _____		
Address: _____			
City: _____	State: _____	Zip: _____	
Phone: _____	Fax: _____		
Email Published: _____	Email CRA Use: _____		
Equipment Categories: _____			

BRANCH 2 to receive:	<input type="checkbox"/> Same info as Headquarters	<input type="checkbox"/> Email Alerts/Notices	<input type="checkbox"/> Referral Listing
Company Name: _____	Contact Person: _____		
Address: _____			
City: _____	State: _____	Zip: _____	
Phone: _____	Fax: _____		
Email Published: _____	Email CRA Use: _____		
Equipment Categories: _____			

BRANCH 3 to receive:	<input type="checkbox"/> Same info as Headquarters	<input type="checkbox"/> Email Alerts/Notices	<input type="checkbox"/> Referral Listing
Company Name: _____	Contact Person: _____		
Address: _____			
City: _____	State: _____	Zip: _____	
Phone: _____	Fax: _____		
Email Published: _____	Email CRA Use: _____		
Equipment Categories: _____			




I (we) herewith make application for membership in the California Rental Association. I (we) agree to abide by the Articles of Incorporation and By-Laws of the California Rental Association and all rules and regulations promulgated by the Board of Directors.

By signing below, I also consent to receive all FAX communications sent by or on behalf of CRA, WRS, CRBC, RSIF, and CRA-PAC. Yes No

By signing below, I also consent to receive all E-MAIL communications sent by or on behalf of CRA, WRS, CRBC, RSIF, and CRA-PAC. Yes No

Date: _____ Signature: _____

PAYMENT METHOD:	
<input type="checkbox"/> CHECK (only U.S. Funds accepted) payable to California Rental Association	
<input type="checkbox"/> CREDIT CARD	
FOR OFFICE USE ONLY:	
\$ _____	Amount
_____	Check #/Auth.#
Date entered _____	by _____

IF PAYING BY CREDIT CARD, COMPLETE THIS BOX:			
<input type="checkbox"/> 	<input type="checkbox"/> 	<input type="checkbox"/> 	
Card # _____	Exp. Date _____		
Cardholder's Name _____	Security Code _____		
Cardholder's Signature _____	Billing Zip Code _____		